

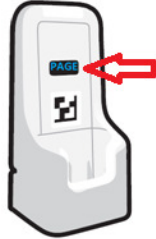


















# Scanners Troubleshooting Guide

Problem	Description	Solution
<p>Code reader does not appear to be reading your barcodes</p>	<p>a. If your reader beeps, vibrates, or flashes the “good read” LED when you attempt to scan a barcode, but no data appears in your application.</p> <div data-bbox="472 600 786 807" data-label="Image"> </div> <div data-bbox="454 807 819 916" data-label="Text"> <p>😊 Can you guess what this random barcode is?</p> </div>	<ol style="list-style-type: none"> <li>1. Confirm that the reader is wirelessly connected or synched to the modem/charger base by scanning the QuickConnect QR Code on the modem/charger mountable base.</li> <li>2. Open Microsoft Word</li> <li>3. Scan the random barcode provided as a test. Scan it twice.</li> <li>4. If the scanner is working correctly, Microsoft Word will display the barcode twice (see image below). N.B. There should be a space between 2 barcode numbers.</li> </ol> <div data-bbox="1720 293 2069 507" data-label="Image"> </div> <div data-bbox="1128 552 1951 874" data-label="Image"> </div> <ol style="list-style-type: none"> <li>5. If the barcode displays, this confirms the scanner is working correctly. Please try scanning on iClip again.</li> </ol>
	<p>b. If your reader just flashes continuously while trying to scan without any feedback (beep, vibration, good read LED)</p>	<ul style="list-style-type: none"> <li>• Hold your reader 3 to 5 inches away from the barcode at a slight angle for optimal reading conditions.</li> <li>• Try cleaning the front window of the reader with a microfiber cloth or slightly moistened tissue. Using anything else could potentially damage the front window.</li> <li>• Barcode quality and color will also affect ability to scan - Print a new patient’s wrist band</li> </ul>
<p>WOW scanner has no power</p>	<p>No blue  (Bluetooth) and green  (Charging) lights appearing in the modem/charger base</p>	<p>Make sure the modem/charger base is plugged into a working USB port on your computer by calling IT Helpdesk Ext. 3456 or ICLIP Clinical Champion Users Ext. 5065 or Bleep 9911 to open the WOW front compartment.</p>

<p>I misplaced my scanner</p>	<p>Using the paging function we can locate the scanner</p>	<p>Press the <b>PAGE</b> button in the modem/charger base.</p> <p>The scanner beeps, vibrates, and the LED flashes.</p> <p>This works upto a maximum distance of approximately 8 metres.</p> 			
<p>I want to disable/enable the Red LED light motion detection function.</p> <p>Note: Scanning is more efficient and easier if Motion Detection is enabled.</p>	<p>When the Motion Detection is disabled, the Red LED light is not visible under the scanner when mounted in the charger base.</p> <p>For clinical reason, the recommended setting for NICU is Disable Motion Detection Function.</p>	<p>Ensure that the scanner is synched wirelessly to the modem/charger base. Scan one of the Data Matrix QR Code below to either:</p> <div style="display: flex; justify-content: space-around; align-items: center;"> <div data-bbox="1099 435 1272 608" style="text-align: center;">  <p>M10373 01</p> <p><b>Enable Motion Detection Function</b></p> </div> <div data-bbox="1693 435 1865 608" style="text-align: center;">  <p>M10374 02</p> <p><b>Disable Motion Detection Function</b></p> </div> </div>			
<p>I want to turn off the beep function.</p> <p>I want to turn off the beep and vibrate function.</p>	<p>Turning off the off the beep function is very useful in a quiet environment esp. at night by using the Night Code.</p> <p>Turning off the beep and vibrate function is useful in Paediatric wards.</p>	<p style="text-align: center;"> <b>Day Code:</b> Blue Aiming On / Vibrate Off / Beep On</p> 	<p style="text-align: center;"> <b>Night Code:</b> Blue Aiming On / Vibrate On / Beep Off</p> 	<p style="text-align: center;"> <b>Pediatric Day Code:</b> Blue Aiming Off / Vibrate Off / Beep On</p> 	<p style="text-align: center;"> <b>Pediatric Night Code:</b> Blue Aiming Off / Vibrate On / Beep Off</p> 
<p>I want to turn on all the functions - blue aiming,vibrate, and beep</p>	<p>Scan this barcode to return your scanner to the default settings.</p>	<p style="text-align: center;">    </p> <p style="text-align: center;"><b>Day and Night Codes Combined:</b> Blue Aiming On / Vibrate On / Beep On</p>			
<p><b>For unresolved scanner issues:</b> Log a call through  <a href="#">IT Self Service Portal</a> -OR- Call IT Helpdesk Ext. 3456 -OR- Contact an iCLIP Clinical Champion on Bleep 9911</p>					